

Intermediate Level. Mean: 66.12, Median:67, St Dev:14.01, Max:100, Min:0

		2022/3	2021/2	2022/3	2021/2	2022/3	2021/2	2022/3	2021/2	2022/3	2021/2	2022/3	2021/2
		Mean	Mean	Median	Median	Max	Max	Min	Min	St Dev	St Dev	Count	Count
COM000111	Computer Science Placement	-	-	-	-	-	-	-	-	-	-		
COM000151	Computer Science Exchange Abroad	-	78	-	78	-	78	-	78	-	-		1
COM000171	Human-Computer Interaction 2: User Experience	69.03	68.87	69	71	90	86	24	0	9.57	10.05	191	164
COM000181	Systems & Devices 3: Advanced Computer Systems	69.29	72.12	71	74	87	96	32	0	10.47	13.3	194	161
COM000191	Engineering 1: Software & Systems Engineering	69.81	69.47	71	71	87	91	32	5	9.47	12.09	193	161
COM000201	Intelligent Systems 1: Search & Representation	64.07	73.37	64	73	97	95	31	0	11.48	12.88	209	185
COM000211	Systems & Devices 2: System Software & Security	56.79	60.98	56	62	89	88	30	0	12.44	13.48	192	164
COM000221	Data 2: Data Analysis & Management	68.07	72.4	68	73	94	96	30	0	12.12	13.92	210	187
COM000231	Theory 3: Computability & Complexity	61.75	60.16	62	60	96	94	15	0	15.47	15.86	211	184
COM000241	Intelligent Systems 2: Machine Learning & Optimisation	62.78	66.06	63	67	94	90	36	0	12	13.3	208	180
COM000251	Software 3: Functional Programming with Applications	68.79	57.72	72.5	57	98	100	0	0	17.38	17.16	212	183

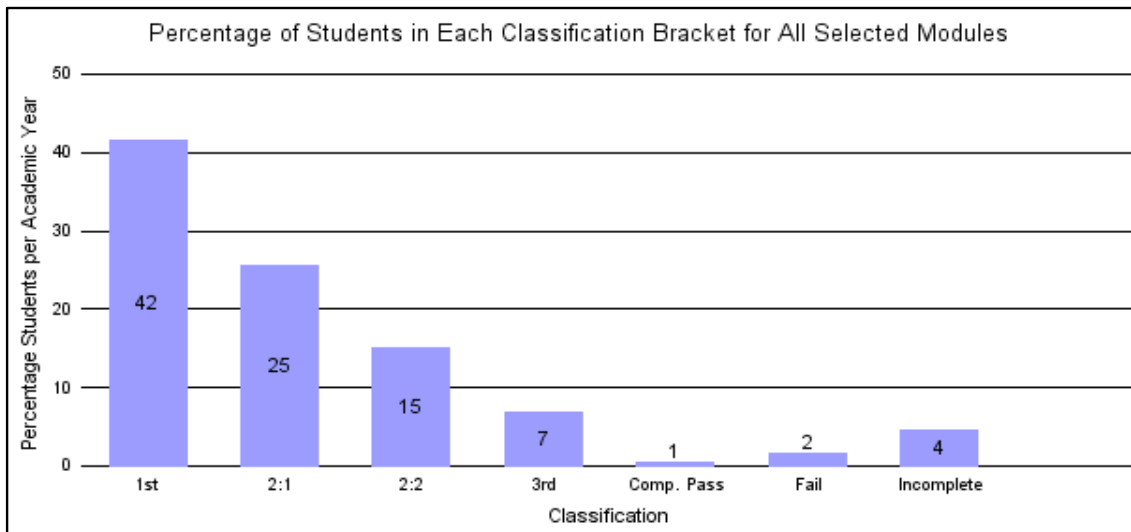
Results & Statistics for Each Year

2021/2 Results & Statistics for All Selected Modules

Marks	Class	No. of Students	Percent	Max:	100
70 and over	1	717	43.53%	Min:	0
60 - 69	2.1	439	26.65%	Mean:	66.75015893
50 - 59	2.2	260	15.79%	Median:	68
40 - 49	3	118	7.16%	Standard Deviation:	14.82559364
39 and under	Fail	27	1.64%		
Compensation	-	9	0.55%		
Incomplete*	-	77	4.68%		
	Total	1647			

*Incomplete includes the following grades: SU, SD, WD, TR, LA, NA, MI, MD, VR, and where no grade is entered.

2021/2 Classifications for All Selected Modules



Classification Breakdown & Statistics for 2021/2 by Module

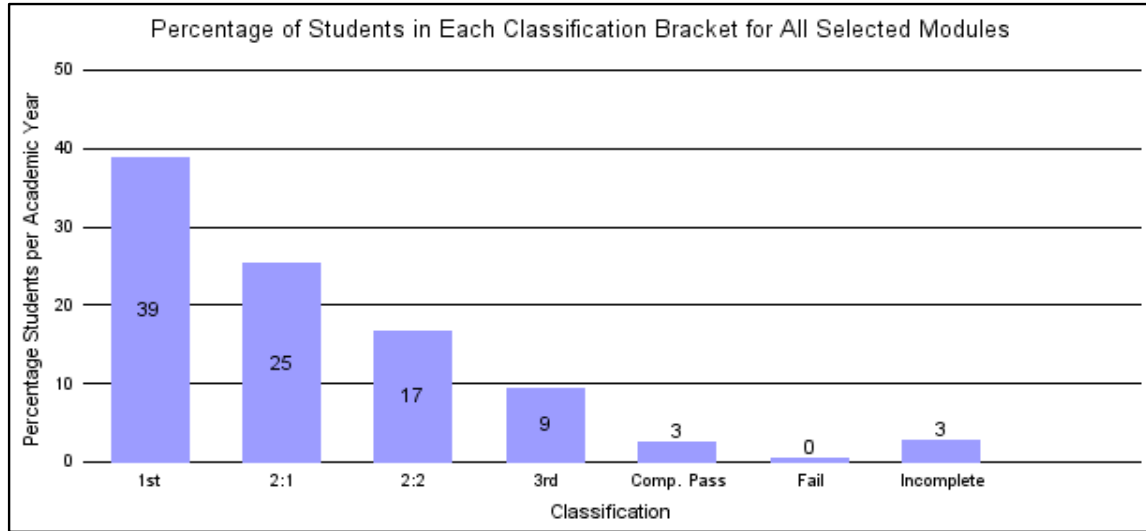
	Mean	Median	St. Dev.	Max	Min	1st	2:1	2:2	3rd	Comp. Pass	Fail	Incomplete*	Count
COM00011I						0	0	0	0	0	0	1	1
COM00015I	78	78		78	78	1	0	0	0	0	0	0	1
COM00017I	68.8658537	71	10.04561644	86	0	89	50	19	5	0	1	5	169
COM00018I	72.1242236	74	13.29509203	96	0	110	28	17	4	0	2	10	171
COM00019I	69.4720497	71	12.09238506	91	5	85	60	7	5	1	3	10	171
COM00020I	73.3709677	73	12.88229525	95	0	112	55	12	6	0	0	6	191
COM00021I	60.9818182	62	13.47919478	88	0	41	57	38	25	1	2	5	169
COM00022I	72.3957219	73	13.91887335	96	0	121	40	18	4	0	4	7	194
COM00023I	60.1567568	60	15.85540198	94	0	46	54	51	22	6	5	9	193
COM00024I	66.0555556	67	13.30296822	90	0	78	54	33	10	1	4	12	192
COM00025I	57.7213115	57	17.15712566	100	0	34	41	65	37	0	6	12	195
Totals:	66.7501589	68	14.82559364	100	0	717	439	260	118	9	27	77	1647

2022/3 Results & Statistics for All Selected Modules

Marks	Class	No. of Students	Percent	Max:	98
70 and over	1	759	40.54%	Min:	0
60 - 69	2.1	494	26.39%	Mean:	65.58296703
50 - 59	2.2	326	17.41%	Median:	67
40 - 49	3	183	9.78%	Standard Deviation:	13.24631271
39 and under	Fail	9	0.48%		
Compensation	-	49	2.62%		
Incomplete*	-	52	2.78%		
	Total	1872			

*Incomplete includes the following grades: SU, SD, WD, TR, LA, NA, MI, MD, VR, and where no grade is entered.

2022/3 Classifications for All Selected Modules



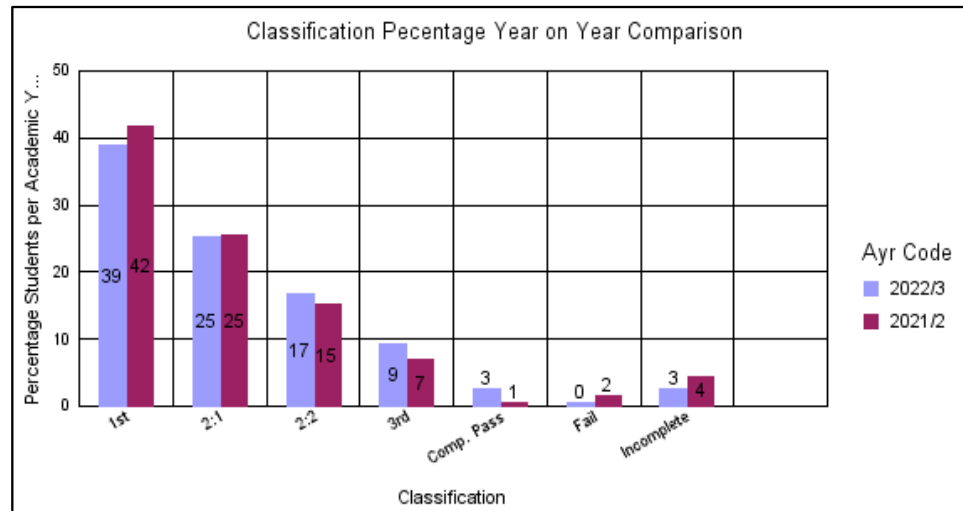
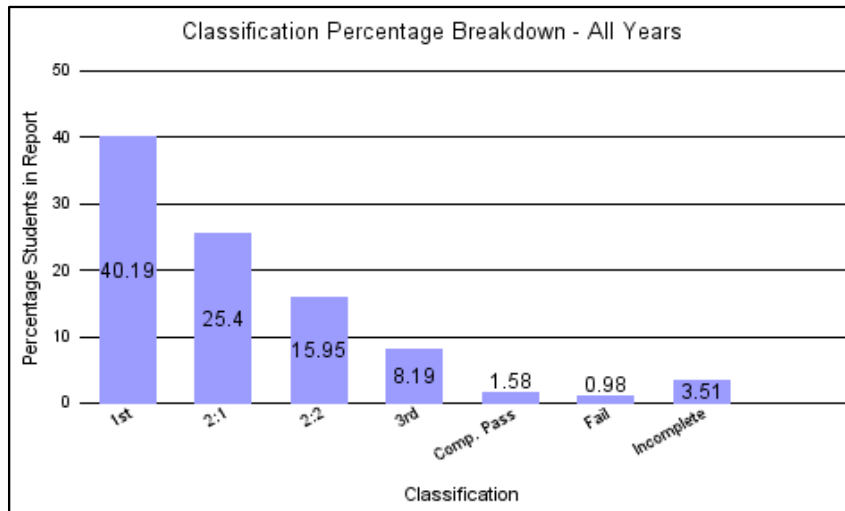
Classification Breakdown & Statistics for 2022/3 by Module

	Mean	Median	St. Dev.	Max	Min	1st	2:1	2:2	3rd	Comp. Pass	Fail	Incomplete*	Count
COM00011I						0	0	0	0	0	0	0	
COM00015I						0	0	0	0	0	0	1	1
COM00017I	69.0314136	69	9.57238669	90	24	91	74	21	4	0	1	4	195
COM00018I	69.2938144	71	10.47035108	87	32	112	47	25	9	1	0	4	198
COM00019I	69.8082902	71	9.473072236	87	32	112	59	15	2	5	0	4	197
COM00020I	64.0669856	64	11.48474368	97	31	63	72	60	10	3	1	7	216
COM00021I	56.7916667	56	12.43868031	89	30	32	44	52	50	14	0	4	196
COM00022I	68.0666667	68	12.11765817	94	30	99	58	39	11	3	0	6	216
COM00023I	61.7535545	62	15.46873726	96	15	71	48	38	40	11	3	6	217
COM00024I	62.7836538	63	11.99783886	94	36	60	64	50	30	4	0	9	217
COM00025I	68.7877358	72.5	17.38134427	98	0	119	28	26	27	8	4	7	219
Totals:	65.582967	67	13.24631271	98	0	759	494	326	183	49	9	52	1872

Classification Breakdown & Statistics for All Years

Marks	Class	No. of Students	Percent	Max	100
70 and over	1	1,476	41.94%	Min	0
60 - 69	2.1	933	26.51%	Mean	66.12407899
50 - 59	2.2	586	16.65%	Median	67
40 - 49	3	301	8.55%	Std Dev	14.01063825
39 and under	Fail	36	1.02%		
Compensation	-	58	1.65%		
Incomplete*	-	129	3.67%		
	Total	3519			

*Incomplete includes the following grades: SU, SD, WD, TR, LA, NA, MI, MD, VR, and where no grade is entered.



Classification Breakdown & Statistics for All Years by Module

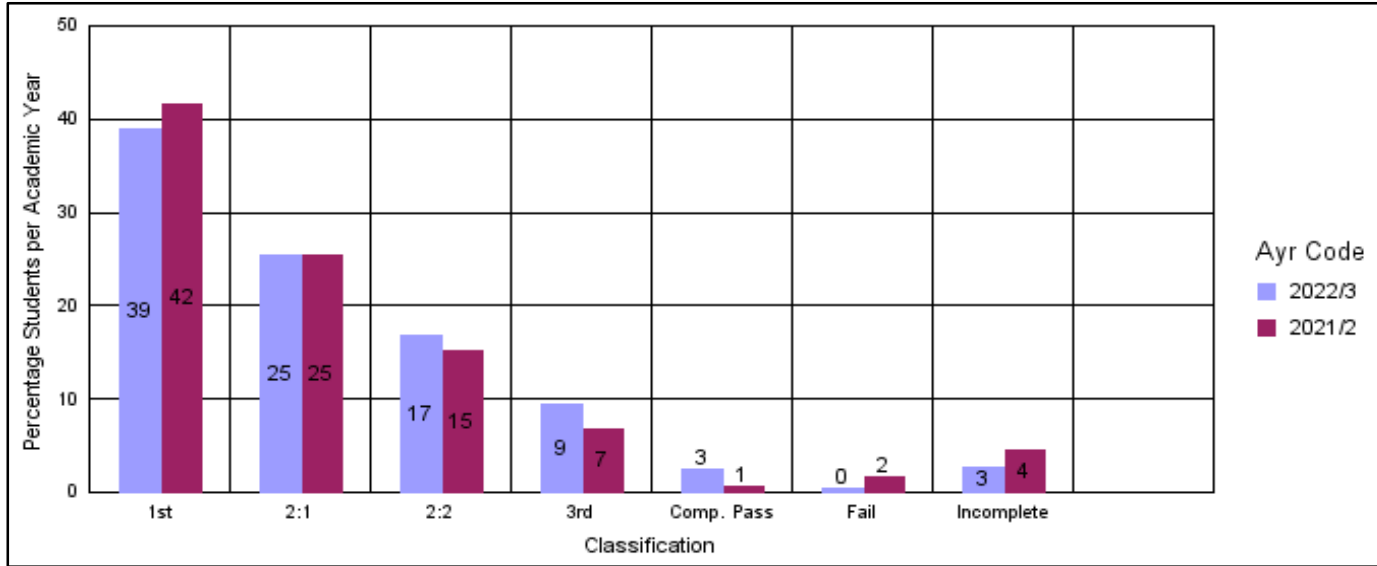
	Mean	Median	St. Dev.	Max	Min	1st	2:1	2:2	3rd	Comp. Pass	Fail	Incomplete*	Totals
COM00011I						0	0	0	0	0	0	1	1
COM00015I	78	78		78	78	1	0	0	0	0	0	1	2
COM00017I	68.9549296	70	9.780252049	90	0	180	124	40	9	0	2	9	364
COM00018I	70.5774648	72	11.90174223	96	0	222	75	42	13	1	2	14	369

COM00019I	69.6553672	71	10.72921336	91	5	197	119	22	7	6	3	14	368
COM00020I	68.4481013	68	13.00680084	97	0	175	127	72	16	3	1	13	407
COM00021I	58.7282913	59	13.07998774	89	0	73	101	90	75	15	2	9	365
COM00022I	70.1057935	71	13.15962189	96	0	220	98	57	15	3	4	13	410
COM00023I	61.0075758	61	15.65101827	96	0	117	102	89	62	17	8	15	410
COM00024I	64.3015464	65	12.70899894	94	0	138	118	83	40	5	4	21	409
COM00025I	63.6607595	63	18.11893461	100	0	153	69	91	64	8	10	19	414
Totals:	66.124079	67	14.01063825	100	0	1,476	933	586	301	58	36	129	3519

Results & Stats for Intermediate Level Modules

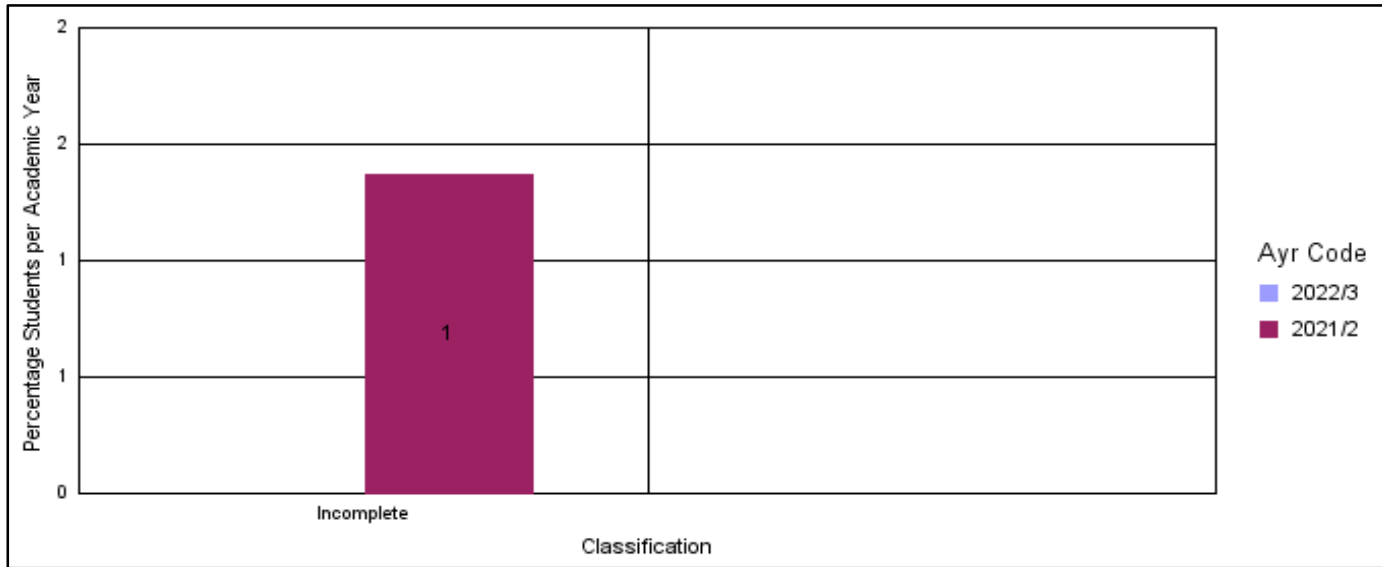
	Mean	Median	St. Dev.	Max	Min	1st	2:1	2:2	3rd	Comp. Pass	Fail	Incomplete*	Totals
COM00011I						0	0	0	0	0	0	1	1
COM00015I	78	78		78	78	1	0	0	0	0	0	1	2
COM00017I	68.9549296	70	9.78025205	90	0	180	124	40	9	0	2	9	364
COM00018I	70.5774648	72	11.9017422	96	0	222	75	42	13	1	2	14	369
COM00019I	69.6553672	71	10.7292134	91	5	197	119	22	7	6	3	14	368
COM00020I	68.4481013	68	13.0068008	97	0	175	127	72	16	3	1	13	407
COM00021I	58.7282913	59	13.0799877	89	0	73	101	90	75	15	2	9	365
COM00022I	70.1057935	71	13.1596219	96	0	220	98	57	15	3	4	13	410
COM00023I	61.0075758	61	15.6510183	96	0	117	102	89	62	17	8	15	410
COM00024I	64.3015464	65	12.7089989	94	0	138	118	83	40	5	4	21	409
COM00025I	63.6607595	63	18.1189346	100	0	153	69	91	64	8	10	19	414
Totals:	66.124079	67	14.0106383	100	0	1,476	933	586	301	58	36	129	3519

Classification Percentage for All Intermediate Level Modules

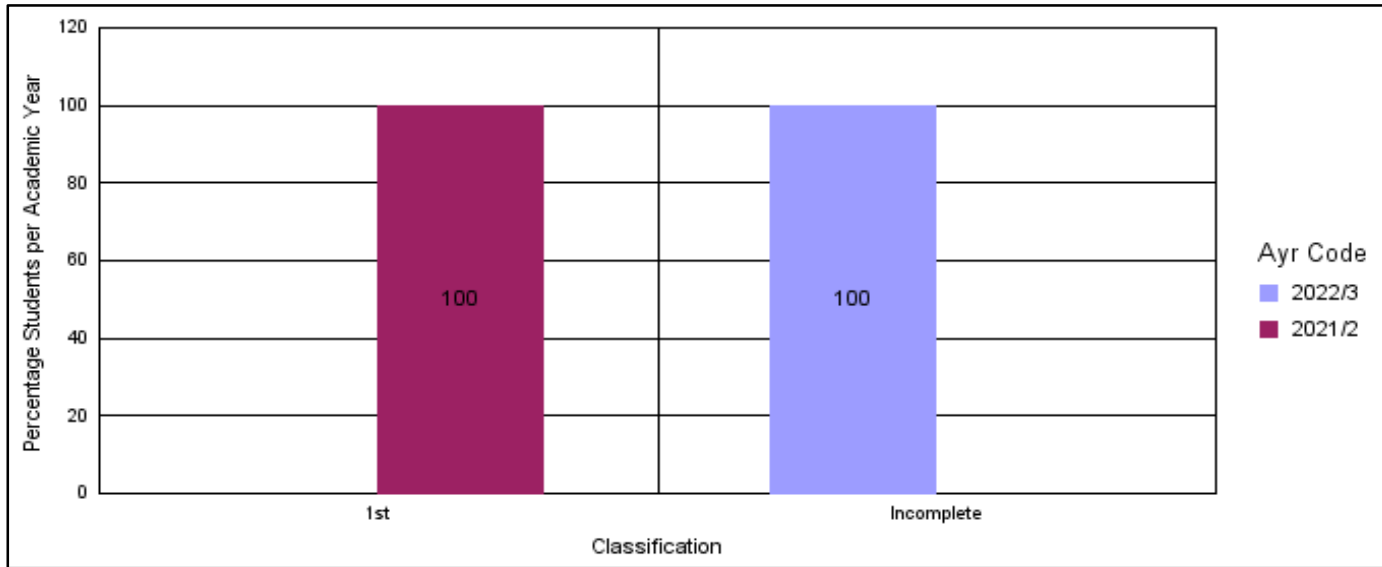


*Incomplete includes the following grades: SU, SD, WD, TR, LA, NA, MI, MD, VR, and where no grade is entered.

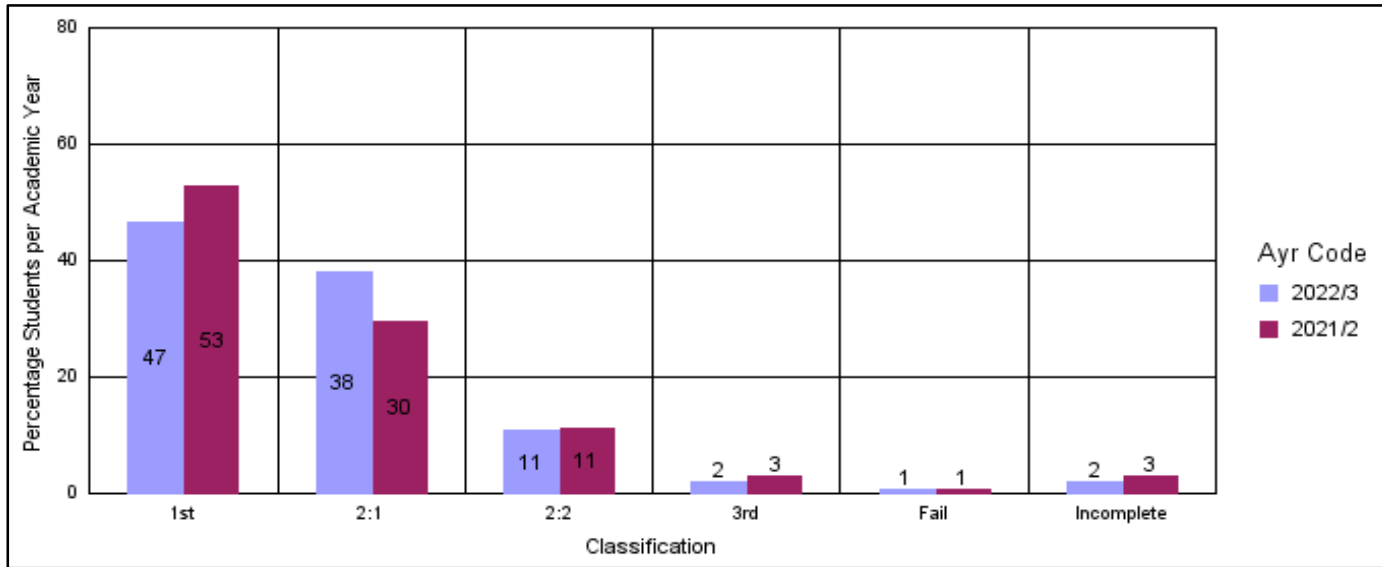
Classification Percentage for: COM000111



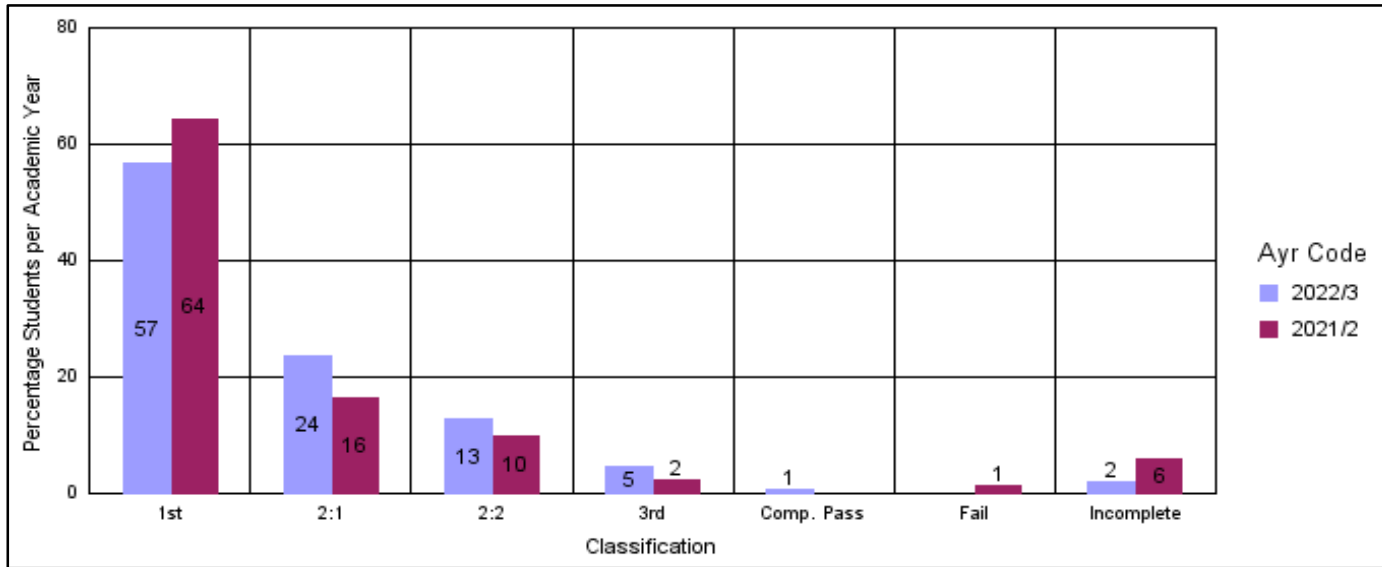
Classification Percentage for: COM00015I



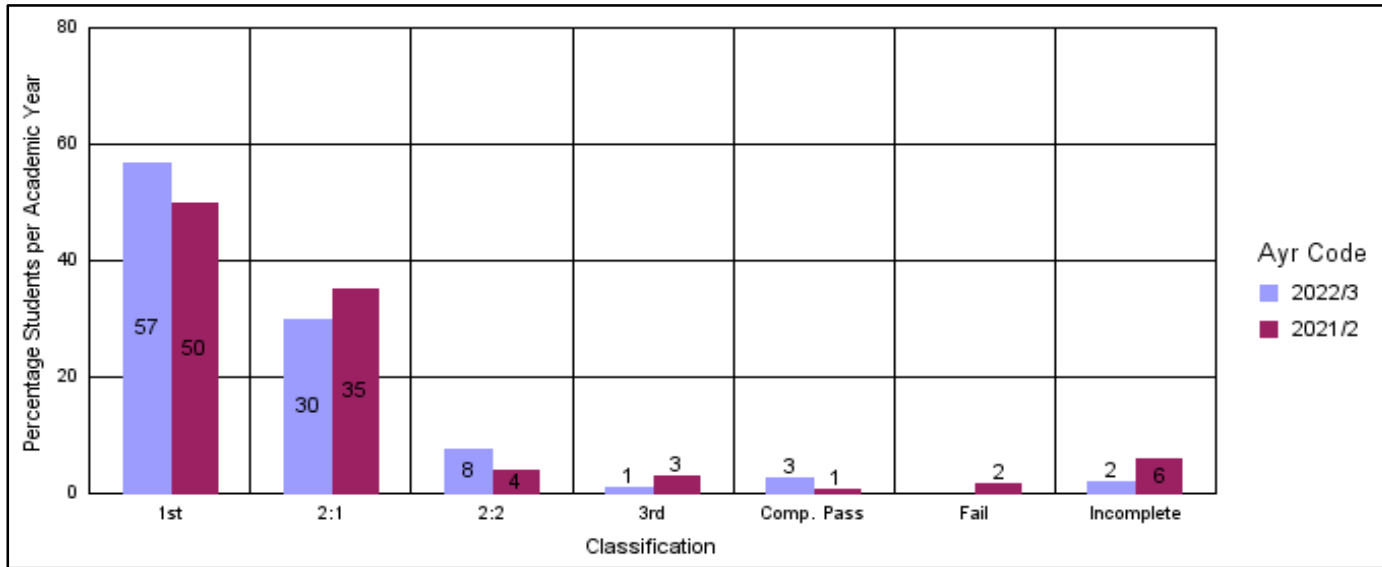
Classification Percentage for: COM000171



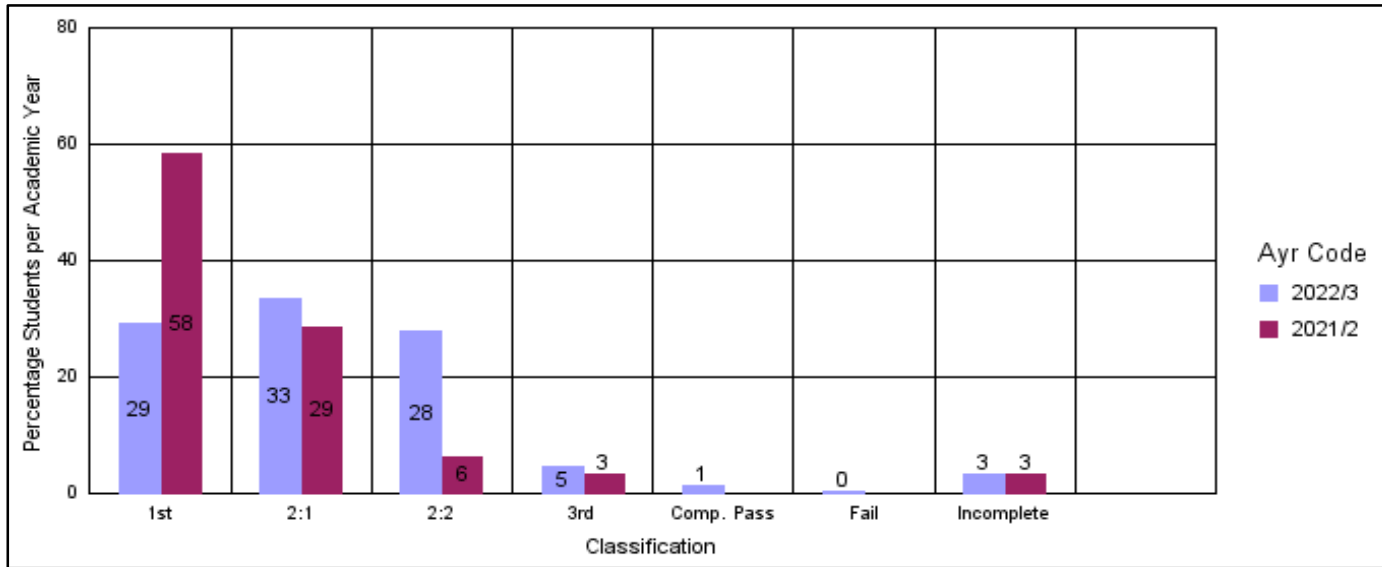
Classification Percentage for: COM00018I



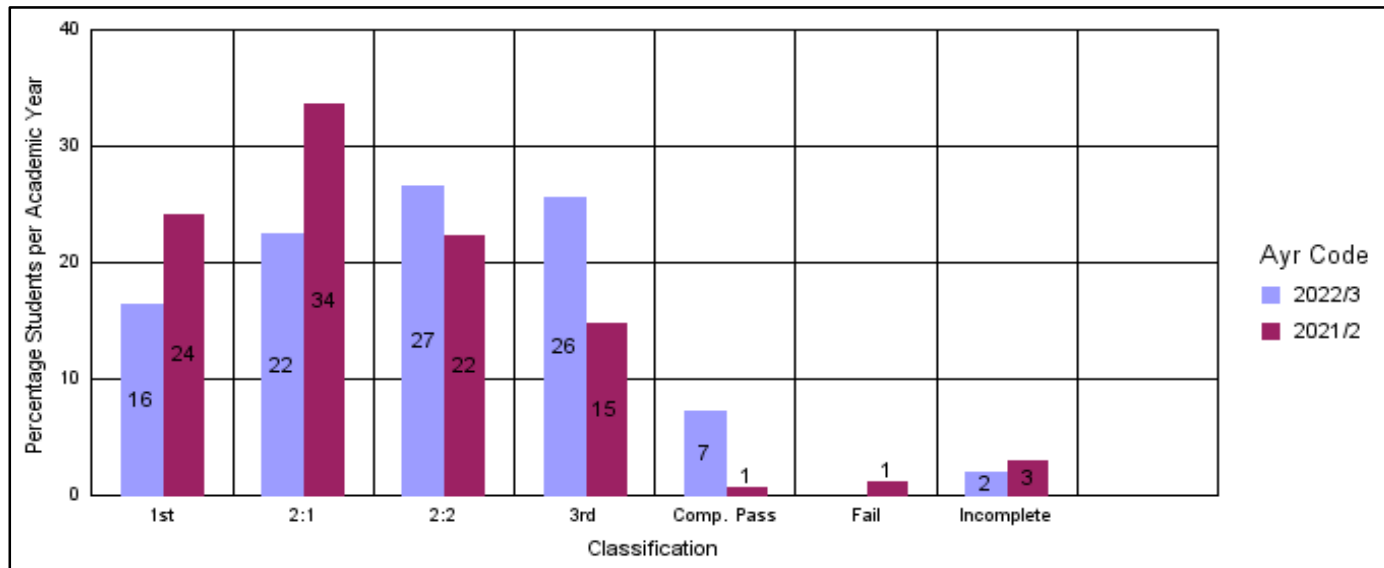
Classification Percentage for: COM00019I



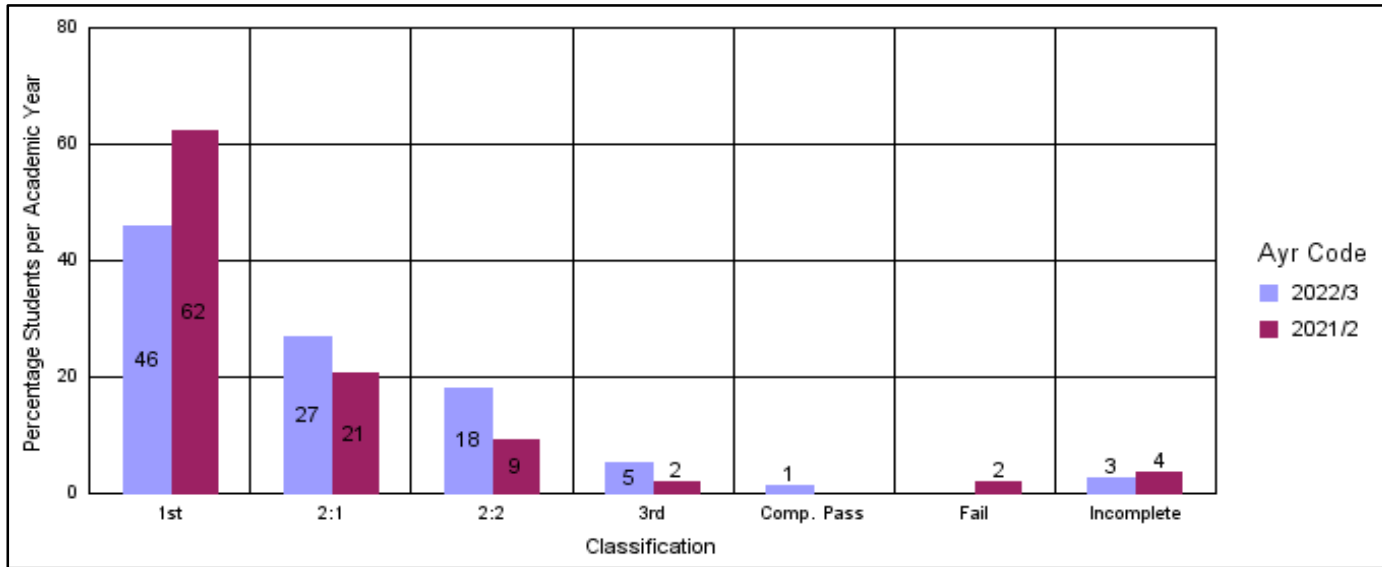
Classification Percentage for: COM000201



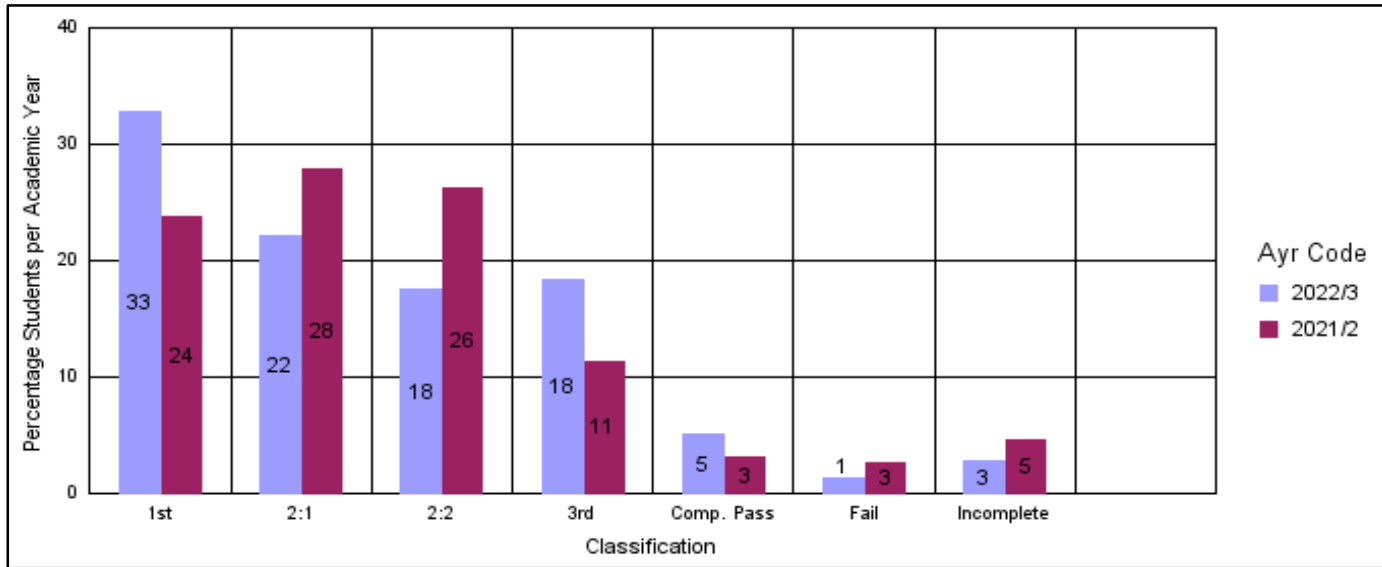
Classification Percentage for: COM000211



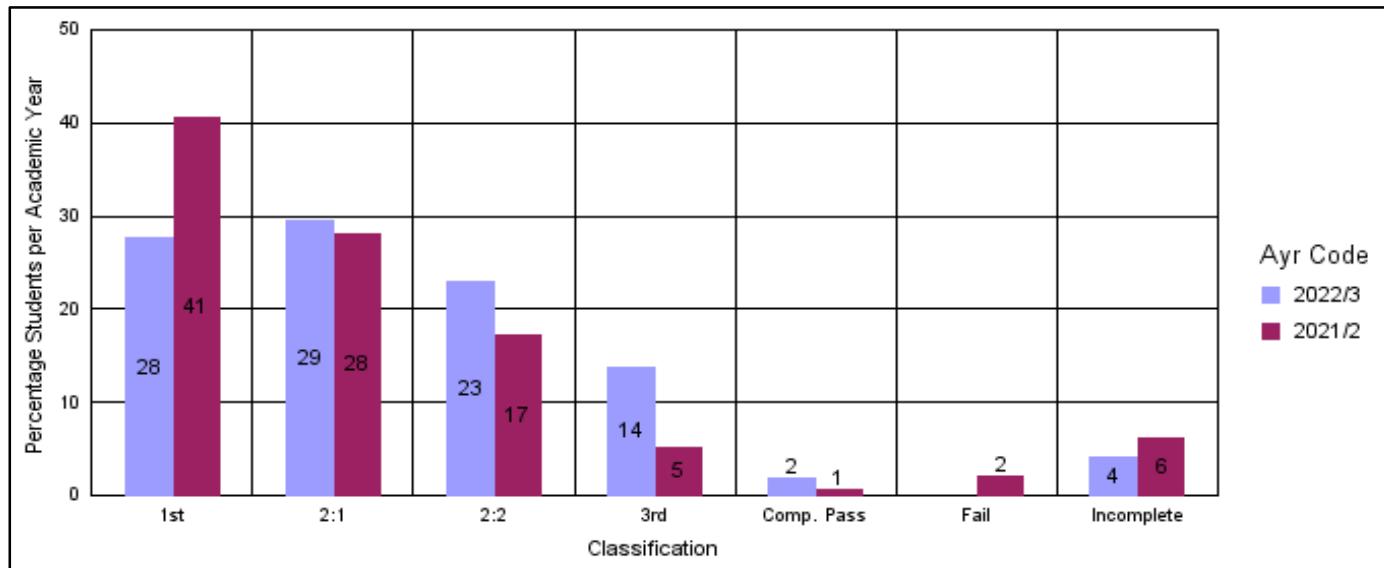
Classification Percentage for: COM000221



Classification Percentage for: COM00023I



Classification Percentage for: COM00024I



Classification Percentage for: COM00025I

